





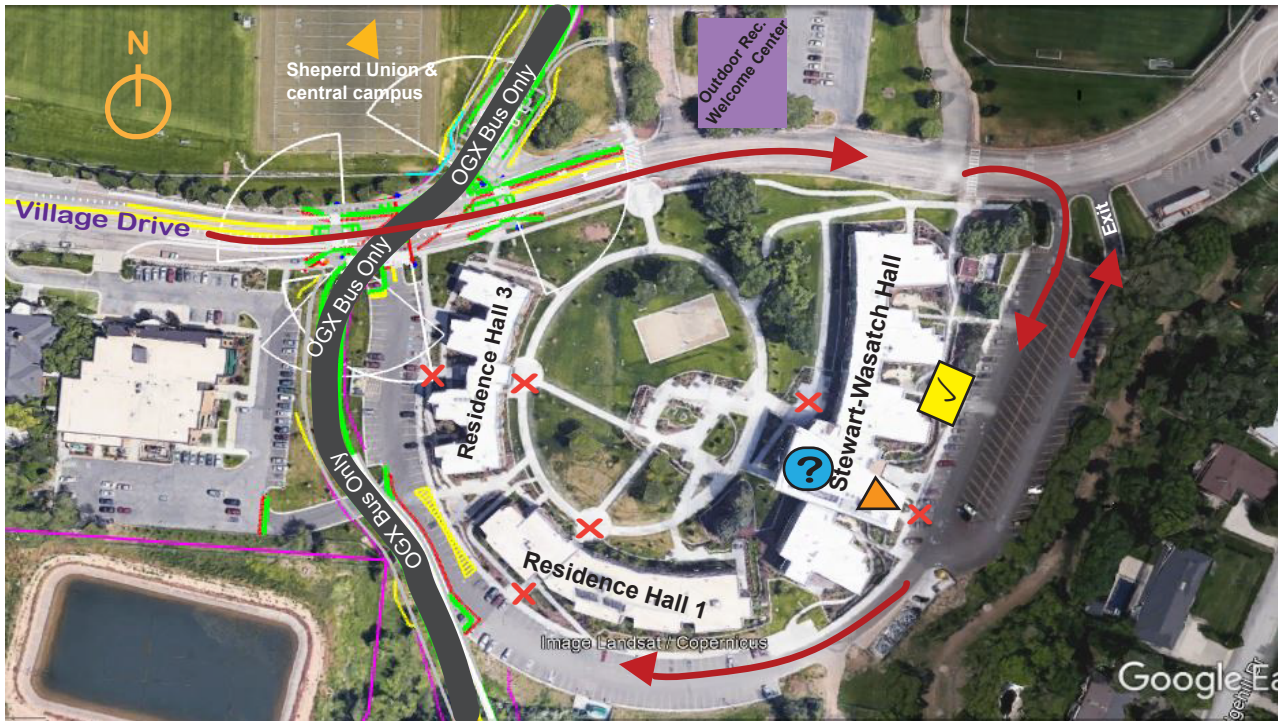
Wildcat Village

Drive thru Check-in!

Don't forget your photo ID.

Please pay attention to the **OGX Bus Only Lanes** and the new traffic signal near Residence Hall 3. To help avoid confusion, please enter the parking lot east of Stewart-Wasatch Hall as shown on the map below for move in.

- R1 = Residence Hall 1
- R3 = Residence Hall 1
- R2 = Stewart-Wasatch Hall
-  Housing Office
-  Info & Questions
-  Check-in Stations
-  Main Entrance



Students will arrive eastbound on Village Rd.

Turn right onto Village Loop Road near Stewart-Wasatch Hall.

Continue to the purple tent for check in.

You don't have to exit your vehicle to check-in. Check-in will be completed using tablets or phone.

A staff member will approach your vehicle to check you in.

Please have your photo ID ready. (An your W# if needed)

The staff member will check you in electronically and give you your room keys.

After are checked in and have your keys, you can proceed to your assigned building and move in!

A limited number of dollies will be available for sign out. Disinfecting wipes will be availalbe to wipe them down before & after use.

During off-peak hours, check-in will move to the Housing Office on the 1st floor of Stewart-Wasatch Hall. If you don't see the tents outside, please park and come to the Housing office to check-in and recieve your room keys.

The Housing Office in Wildcat Village will be open during check-in if you have questions or need other assistance. (801) 626-7275

Welcome to Wildcat Village!