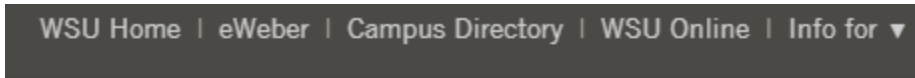


## Log Impact

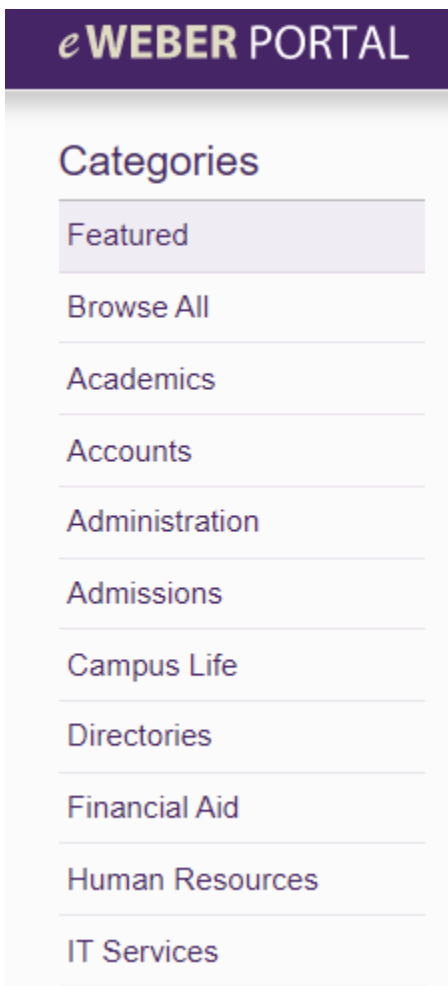
How to get to GivePulse and log your Impact for verification.

(Screenshots taken from <https://weber.edu/WildcatAdvantage/getting-started.html>)

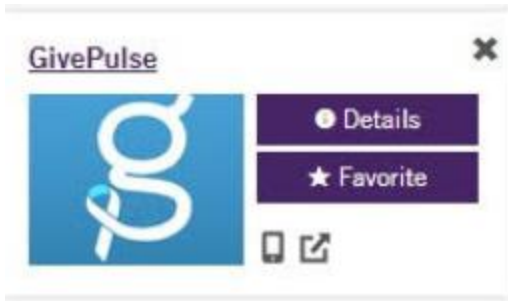
1. Visit your eWeber portal.



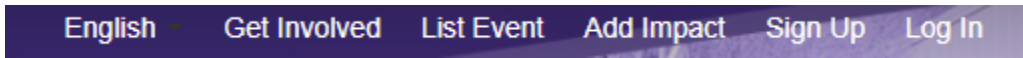
2. Select the Campus Life Tab.



3. Select WeberConnect powered by Givepulse.



4. Select Login on the Top Right Corner.



5. Select Log In Via Weber State in the middle of the screen.



Log in using your Weber State University username and password.

6. You will be directed to use your Weber State credentials to sign in via the CAS system.

A login form with a light gray background. At the top is the label "Wildcat Username" above a text input field containing the placeholder text "e.g. Waldowildcat". Below this is a blue hyperlink "Need your Wildcat Username?". Underneath is the label "Password" above an empty text input field. To the left of the "Log In" button is a blue hyperlink "Forgot your password?". At the bottom left, there is a paragraph: "To update your password or challenge questions, please go to [Password Self-service](#)." To the right of this text is a dark purple button with the text "Log In" in white.

7. You will be redirected to Weber State's GivePulse home page.

8. From that home page, search “campus groups” or “classes”, based on who is supporting you with CDEV.





# Weber State University

Current Member ▾

Weber State University / Campus groups

[Home](#) [People](#) [Events](#) **[Campus Groups](#)** [Community Partners](#) [Classes](#) [Impacts](#) [Resources](#) [Contact](#)

1-20 of 366 Results

Sort by: [Name](#) | [Size](#) | [Impacts](#) | [Hours](#) | [Date Created](#)



## Student Affairs

Ogden, UT

-

 2,341 People |  20 Upcoming Events |  20,968 Hours



## Access and Diversity

Ogden, UT

-

 144 People |  0 Upcoming Events |  0 Hours



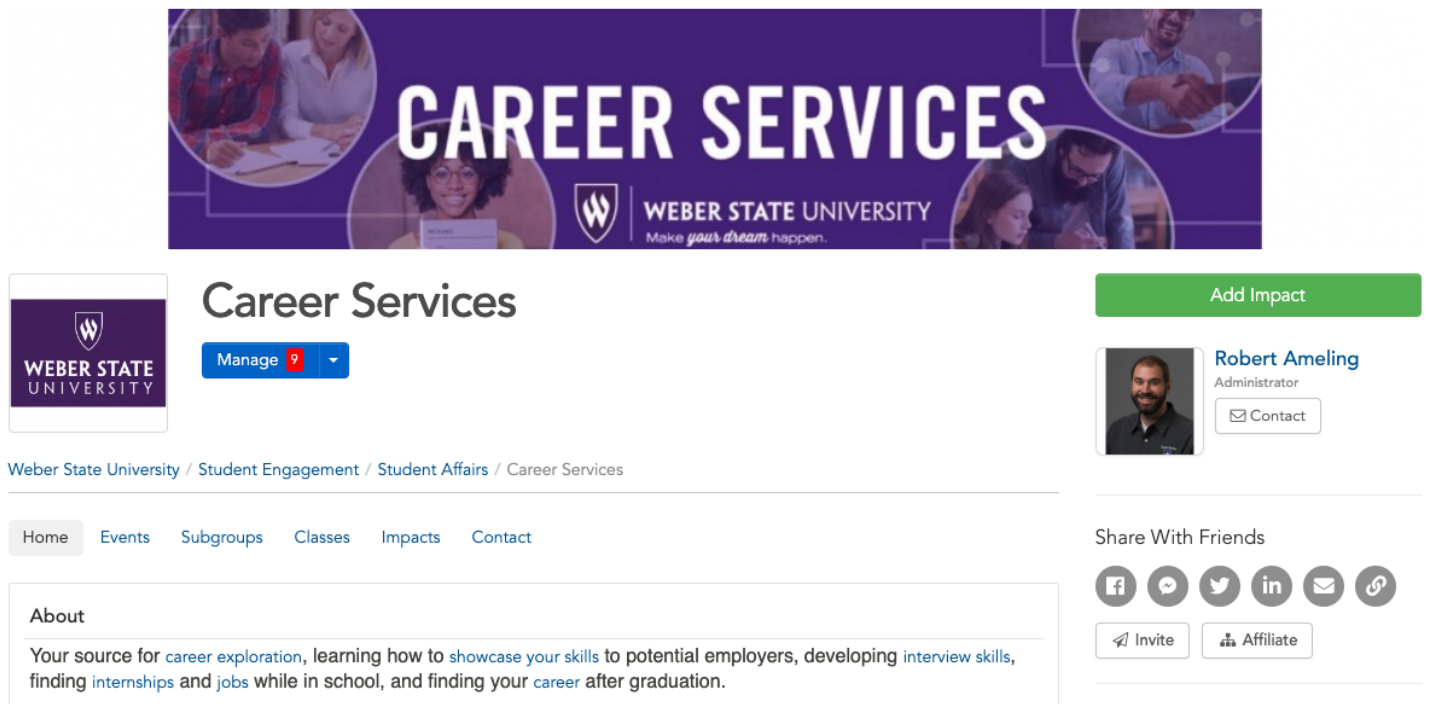
## Career Services

Ogden, UT

Your source for career exploration, learning how to showcase your skills to potential employers, developing interview skills, finding internships and jobs while in school, and finding your career after graduation.

 107 People |  6 Upcoming Events |  602 Hours

9. Select the Add Impact button from the relevant page or class page.



**Career Services**

Manage 9

Weber State University / Student Engagement / Student Affairs / Career Services

Home Events Subgroups Classes Impacts Contact

**About**

Your source for [career exploration](#), learning how to [showcase your skills](#) to potential employers, developing [interview skills](#), finding [internships](#) and [jobs](#) while in school, and finding your [career](#) after graduation.

Share With Friends

Invite Affiliate

10. When asked, “Did you attend a listed event or volunteer opportunity?” select the CDEV from the drop down menu.

11. Select if your Impact is for a course

12. If YES, select appropriate course name; If NO, skip this step

13. Enter Impact verification name and email address (phone optional)

14. Enter date of Impact (time is not required)

A. Dates may be a range of time

15. Enter Impact type and measurement

A. Select “other”

16. Select “Campus Involvement”

17. Complete About Your Experience section

A. We appreciate any details you add about your Impact, however this section is not required for submission.

18. If needed, update privacy and share settings.

19. Submit Impact by clicking Add Impact