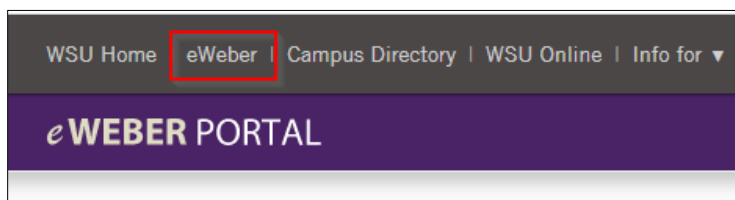
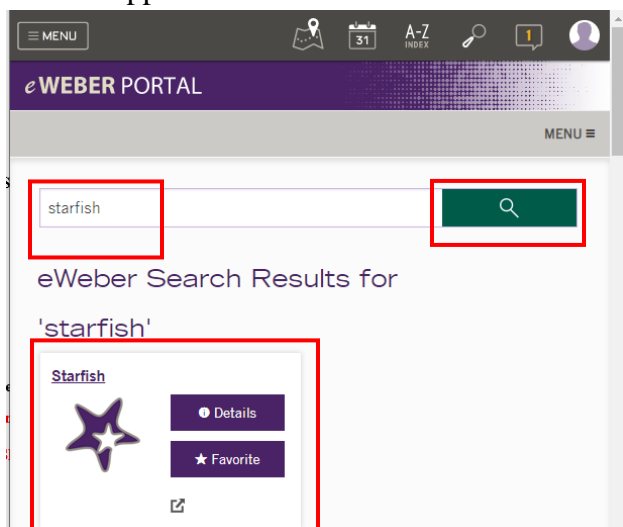


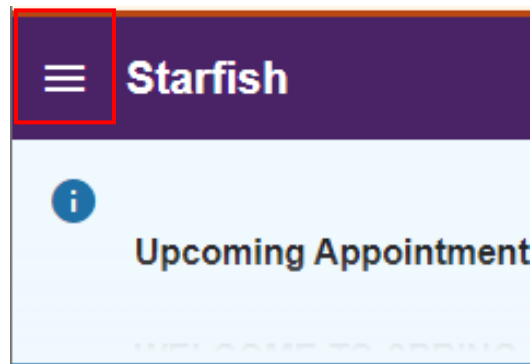
1. At www.weber.edu, log into your **eWeber portal** using your username and password:



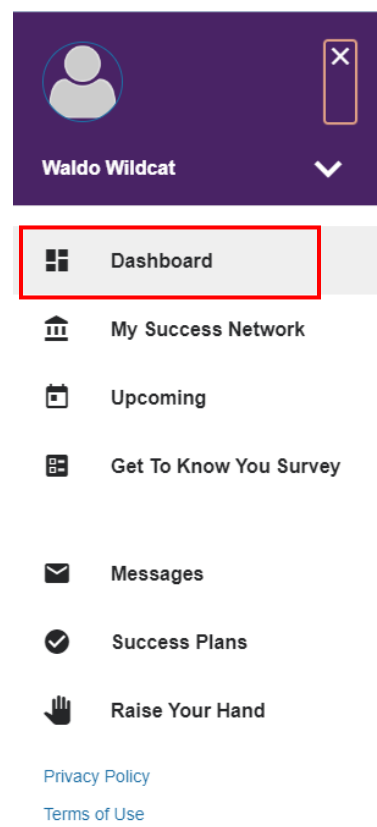
2. Type "Starfish" in the search bar in the eWeber portal. Click the search button. Then click on the Starfish app icon:



3. Use the hamburger menu in the upper left corner to navigate to different features of Starfish.



4. Within the hamburger pop-up menu, select **Dashboard**.
Note: Student accounts default to the Dashboard as a home screen unless you change this setting in your personal profile settings.



- On the Dashboard Screen, find the **Starfish Calendar**. If the semester is in-progress, you will be able to view the day/time of your current classes.

Online classes appear at 12:00AM.

To view courses that have not yet started, you can select a date or use the **forward/backward arrows** < > to navigate to a future date.

- Click on the course to open a menu of resources relevant to your course.

- Browse the menu options. Then, **click the hyperlinks** to view more information about each service, including drop-in information or scheduling links (if relevant).

Note: Please also check your course syllabus for available resources because some departments may offer additional course-specific support beyond the resources listed in this menu.

Dashboard

Calendar

Choose Date:
April 27, 2023

Su	Mo	Tu	We	Th	Fr	Sa
23	24	25	26	27	28	29

ALL DAY

8 am

9 am

10 am

11 am

Elem Organic Bio-Chem Lab

Wednesday, 04-26-2023

9:30–10:20 am

COURSE
Elem Organic Bio-Chemistry

Brooke Jenkins

Mo, Tu, We, Fr at 9:30–10:20 am

Services

- (Ogden) Chemistry & Computer Science & Websites - Drop-In (Virtual & In-Person) - Tutor
- (Davis) Writing Coach - Drop-In - Tutor
- (Ogden) Chemistry - Tutor
- (Virtual) Chemistry - Tutor
- (Ogden) Writing Center - Tutor
- Academic Peer Coaching