

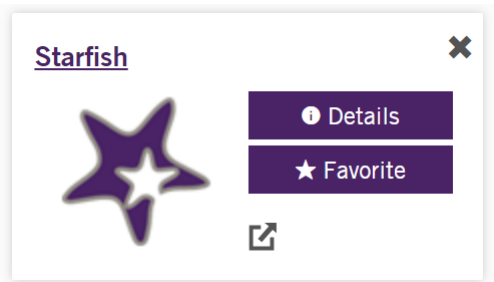
Zoom In to Track Student Performance

WSU has Zoom In enabled, and you will find the Zoom In sub-tab located under the Students tab in Starfish.


The Zoom In feature allows you to track performance of students on individual assignments during the term, and highlight trouble spots. This can be particularly helpful when you have a large class roster and/or a large number of assignments to consider to identify students that should receive an alert or may need extra attention.

You can set thresholds for each assignment grade to categorize the grade as: Good, OK, Poor, or Missed. You can also select which assignments to display, and which items to consider when filtering for performance criteria.

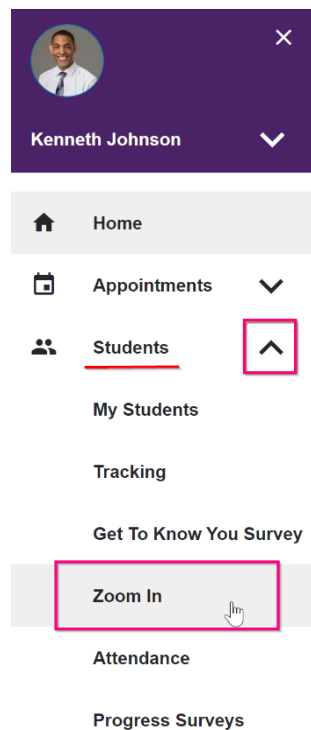
- 1) First, login to **Starfish** within the eWeber portal:



- 2) Click on the **'Hamburger'** menu in the upper left-hand side of the Starfish homepage:



- 3) Click on the **'down arrow'** next to **'Students'** and then **'Zoom In'**



Within the 'Zoom In' tab you will be able to filter students by **Course Section**:

The screenshot shows the Starfish interface with the 'ZOOM IN' tab selected. The main area displays a list of students for the course 'SCI-BIOL101-500-202003 - General Biology I'. Each student entry includes their name, contact information, and performance metrics for various assignments and exams. The 'Filter Students By' sidebar on the right allows filtering by 'All', 'Course Section', and 'Grade Status' (Good, OK, Poor, Missed).

Review Performance Data

You can **Filter Students** by:

Term	Active, All, Ongoing, or by Academic Year
Course Section	Sections which you are the instructor based on the Term
Grade Status	Good, OK, Poor, or Missed

This screenshot shows the 'Filter Students By' sidebar open over the 'Zoom In' tab. The 'Active' filter is selected. The 'Course Section' dropdown is set to 'SCI-BIOL201-600-202101'. The 'Grade Status' section shows options for Good, OK, Poor, and Missed. A red arrow points from the 'Course Section' dropdown to the 'Filter Students By' sidebar on the right side of the main interface.

You can **Sort by:**

Setup Section for Zoom In Monitoring

When you click the **Setup Section** button, a matrix displays for each potential grade item for the section.

Grade	Display	Active	Due Date	Total Pts	Avg Score	Cutoffs
Final Grade	<input checked="" type="checkbox"/>	<input type="checkbox"/>		100	120%	Poor % < OK < % Good
Assignment 1	<input checked="" type="checkbox"/>	<input type="checkbox"/>	02-13-2021	10	78%	Poor % < OK < % Good
Assignment 2	<input checked="" type="checkbox"/>	<input type="checkbox"/>	02-13-2021	10	85%	Poor % < OK < % Good
Assignment 3	<input checked="" type="checkbox"/>	<input type="checkbox"/>	02-13-2021	10	75%	Poor % < OK < % Good
Assignment 4	<input checked="" type="checkbox"/>	<input type="checkbox"/>	02-13-2021	10	76%	Poor % < OK < % Good
Book Report	<input checked="" type="checkbox"/>	<input type="checkbox"/>	02-13-2021	10	80%	Poor % < OK < % Good
Final Exam	<input checked="" type="checkbox"/>	<input type="checkbox"/>	03-20-2021	30	0%	Poor % < OK < % Good
Homework	<input checked="" type="checkbox"/>	<input type="checkbox"/>	Tomorrow	10	0%	Poor % < OK < % Good
Mid Term	<input checked="" type="checkbox"/>	<input type="checkbox"/>	02-27-2021	30	80%	Poor % < OK < % Good
Pop Quiz 1	<input checked="" type="checkbox"/>	<input type="checkbox"/>	12-26-2020	10	83%	Poor % < OK < % Good

For each item you can set:

Display	Select the item(s) you would like displayed for each student
Active	Select the item(s) you would like considered for filtering by Grade Status (Poor, OK, Good, or Missed)
Due Date	Assignment Due Date
Total Points	Total Points possible for the assignment
Avg Score	Average Score for the assignment
Cutoffs	Cutoff values for categorizing each item into one of the Grade Statuses (Poor, OK, Good, or Missed). The values entered into this column must be whole numbers between 0 and 100.

Specify the thresholds for each assignment to categorize grades on the assignment. To use the assignment for filtering the list of students in Zoom In, select the **Active** checkbox. To display the assignment with the student record, select the **Display** checkbox.

Gradebook Item	Display	Active	Due Date	Total Pts	Avg Score	Cutoffs
Assignment 1	<input checked="" type="checkbox"/>	<input type="checkbox"/>		100	120%	Poor <input type="text"/> % < OK < <input type="text"/> % Good
Assignment 2	<input checked="" type="checkbox"/>	<input checked="" type="checkbox"/>	02-13-2021	10	78%	Poor 65 % < OK < 90 % Good
Assignment 3	<input checked="" type="checkbox"/>	<input type="checkbox"/>	02-13-2021	10	85%	Poor <input type="text"/> % < OK < <input type="text"/> % Good
Assignment 4	<input checked="" type="checkbox"/>	<input type="checkbox"/>	02-13-2021	10	76%	Poor <input type="text"/> % < OK < <input type="text"/> % Good
Book Report	<input checked="" type="checkbox"/>	<input type="checkbox"/>	02-13-2021	10	80%	Poor <input type="text"/> % < OK < <input type="text"/> % Good
Final Exam	<input checked="" type="checkbox"/>	<input type="checkbox"/>	03-20-2021	30	0%	Poor <input type="text"/> % < OK < <input type="text"/> % Good
Homework	<input checked="" type="checkbox"/>	<input type="checkbox"/>			0%	Poor <input type="text"/> % < OK < <input type="text"/> % Good
Mid Term	<input checked="" type="checkbox"/>	<input checked="" type="checkbox"/>			80%	Poor 75 % < OK < 95 % Good
Pop Quiz 1	<input checked="" type="checkbox"/>	<input type="checkbox"/>			83%	Poor <input type="text"/> % < OK < <input type="text"/> % Good

* Required fields

Never Mind Submit

Display these items for each student

Consider these items when filtering

Click **Submit** to save your settings.

View Grade Cutoffs

Once you have specified the thresholds (above) for each assignment to categorize grades on the assignment the **View Grade Cutoffs** button displays. To review the thresholds that are driving the grade status designations, select **View Grade Cutoffs**. This displays those items that have been setup for ZoomIn monitoring on the selected section.

Starfish

OVERVIEW MY STUDENTS TRACKING INTAKE ZOOM IN ATTENDANCE PROGRESS SURVEYS

Search for Students

Flag Referral To-Do Kudos Send Message Note Setup Section View Grade Cutoffs

Sort by: Name Student ID Course Average

Select All Deselect All SCI-BIOL201-600-202101 - General Bio

Grade Cutoffs

Assignment 1*
Mid Term*
* Indicates an active filter

Filter Students By:

Active

Course Section
SCI-BIOL201-600-202101

Grade Status
Show students with the following status(es) on at least one gradebook item:

Good
 OK
 Poor
 Missed

Go

Sand, Emily, (757) 622-4487, Emily.Sand@starfishcollege.edu
Assignment 1: (7/10) 0% | Assignment 2: (9/10) 0% | A
Final Grade: (110/150) 0% | Homework: (6/10) 0% | M

Wilkinson, Ron, (757) 622-4487, Ron.Wilkinson@starfishcollege.edu
Assignment 1: (8/10) 0% | Assignment 2: (6/10) 0% | A
Final Grade: (115/150) 0% | Homework: (7/10) 0% | M

Hand, Sara, (757) 622-4487, Sara.Hand@starfishcollege.edu
Assignment 1: (8/10) 0% | Assignment 2: (9/10) 0% | A
Final Grade: (117/150) 0% | Homework: (8/10) 0% | M

Jorgenson, Max, (757) 622-4487, Max.Jorgenson@starfishcollege.test
Assignment 1: (6/10) 0% | Assignment 2: (9/10) 0% | Assignment 3: (8/10) 0% | Assignment 4: (7/10) 0% | Book Report: (9/10) 0% | Final Exam: (20/30) 0% |
Final Grade: (120/150) 0% | Homework: (6/10) 0% | Mid Term: (29/30) 0% | Pop Quiz 1: (9/10) 0% | Pop Quiz 2: (8/10) 0% | Pop Quiz 3: (9/10) 0%

Mack, Emma, (757) 622-4487, Emma.Mack@starfishcollege.test

The active filters for grade cutoffs (those indicated with an asterisk from the **View Grade Cutoffs** button) determine what falls into each category (Good, OK, Poor, or Missed) when you filter. Only items designated as active will be considered in the filter. Only students who have a grade that falls within these selected filter criteria on a grade book item noted as active will be included in the results.

For example, the students included in the list below all have a grade considered **OK** for a grade book item noted as active in the grade cutoffs (either Assignment 1 or Mid Term).

The screenshot shows the Starfish 'Zoom In' interface for the course 'SCI-BIOL201-600-202101 - General Biology II'. The interface includes a search bar at the top right, navigation tabs (OVERVIEW, MY STUDENTS, TRACKING, INTAKE, ZOOM IN, ATTENDANCE, PROGRESS SURVEYS), and a toolbar with actions like Flag, Referral, To-Do, Kudos, Send Message, Note, Setup Section, and View Grade Cutoffs. The main area displays a list of students with their performance metrics for various assignments and exams. A 'Filter Students By' sidebar on the right allows filtering by Active status, Course Section, and Grade Status (Good, OK, Poor, Missed). A 'Display' button is located at the bottom right of the student list.

Student Name	Assignment 1	Assignment 2	Assignment 3	Assignment 4	Book Report	Final Exam	Final Grade	Homework	Mid Term	Pop Quiz 1	Pop Quiz 2
Sand, Emily (757) 622-4487, Emily.Sand@starfishcollege.test	(7/10) 0%	(9/10) 0%	(6/10) 0%	(8/10) 0%	(7/10) 0%	(24/30) 0%	(110/150) 0%	(6/10) 0%	(19/30) 0%	(9/10) 0%	(9/10) 0%
Wilkinson, Ron (757) 622-4487, Ron.Wilkinson@starfishcollege.test	(8/10) 0%	(6/10) 0%	(7/10) 0%	(8/10) 0%	(7/10) 0%	(23/30) 0%	(115/150) 0%	(7/10) 0%	(24/30) 0%	(9/10) 0%	(9/10) 0%
Hand, Sara (757) 622-4487, Sara.Hand@starfishcollege.test	(8/10) 0%	(9/10) 0%	(6/10) 0%	(6/10) 0%	(8/10) 0%	(29/30) 0%	(117/150) 0%	(8/10) 0%	(22/30) 0%	(6/10) 0%	(9/10) 0%

All other assignments displayed for each student are those assignments that were selected in the column in Setup Section.

With this information you can raise flags manually. For more information on how to raise manual flags, [click here!](#)

*****Important*** At this time, Cross listed Canvas courses will unfortunately not show any course information within the 'Zoom In' feature.**