

student communications

SURVEY

Fall 2021 Results

341

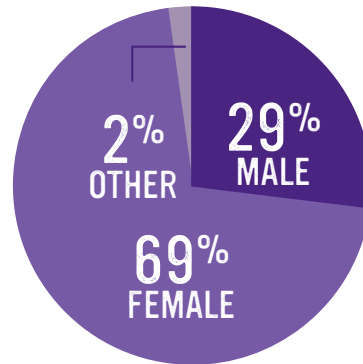
Students completed the survey

Do you PARTICIPATE in campus events?

186

146

Yes No



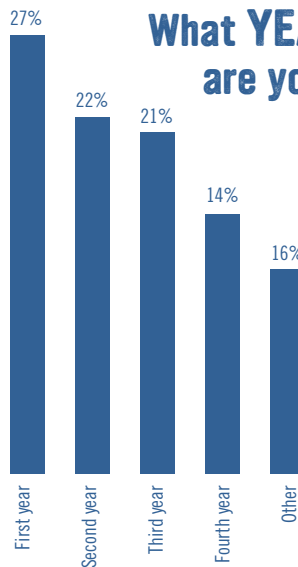
GENDER



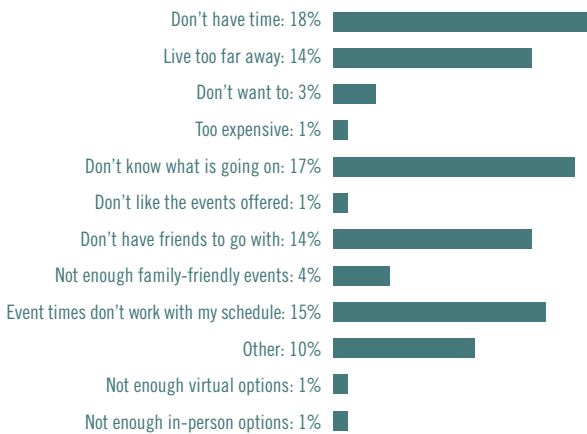
AGE

46+: 2%
36-45: 6%
28-35: 6%
23-27: 24%
18-22: 63%

What YEAR are you?



Why do you NOT attend events?



Do you feel like you know WHAT IS GOING ON around campus?

Kind of Yes No

61

51

332

Do you prefer IN-PERSON or VIRTUAL events?



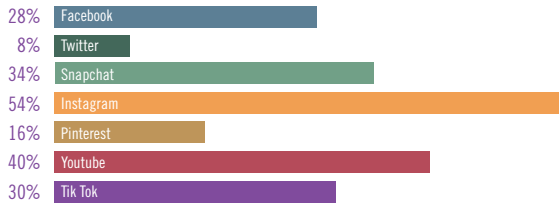
50%: All in-person
45% Mix
2% All virtual
2% Don't participate



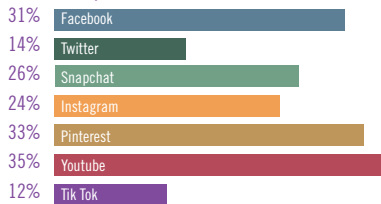
WEBER STATE UNIVERSITY
Student Affairs Marketing

Which of the following social media platforms do you have?

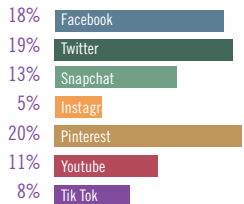
YES; FREQUENT USE



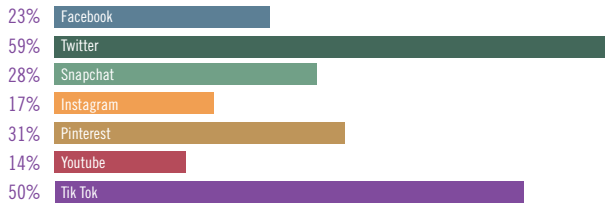
YES; SOMETIMES USE



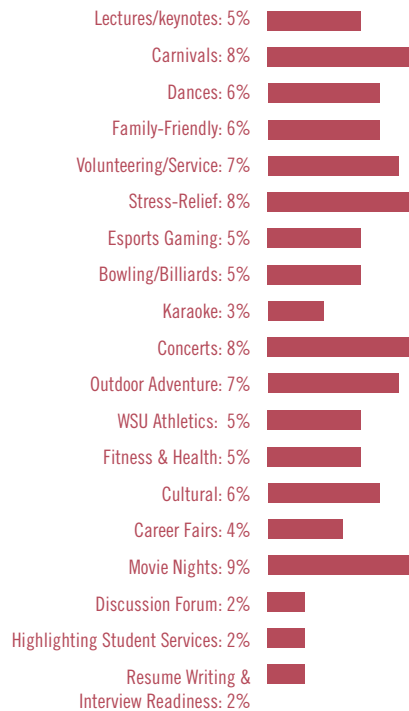
YES; DO NOT USE




NO



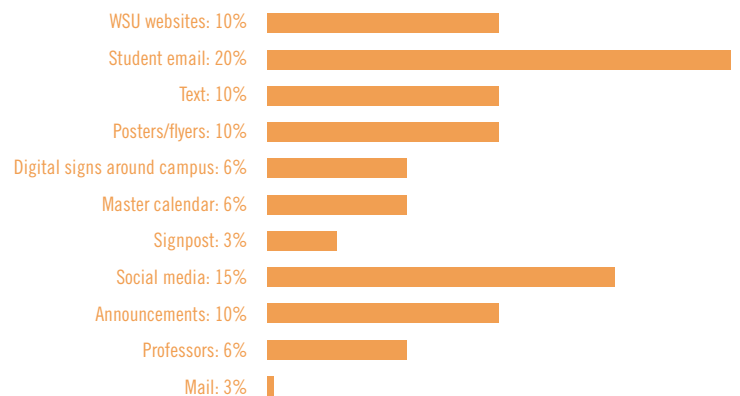
What TYPE OF EVENTS would interest you?



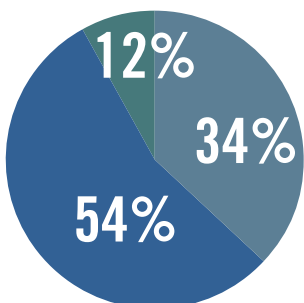
Which DEVICE do you most frequently use to access websites and social media?



How do you want to be COMMUNICATED with?



On Instagram and Facebook, which TYPE OF CONTENT do you prefer to see/engage with?



- Stories
- Newsfeed posts
- Don't use