

student communications

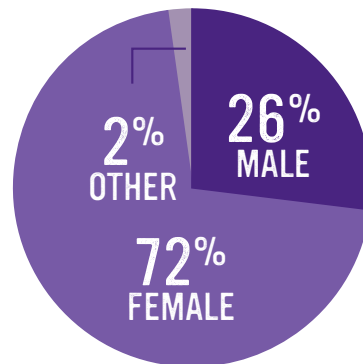
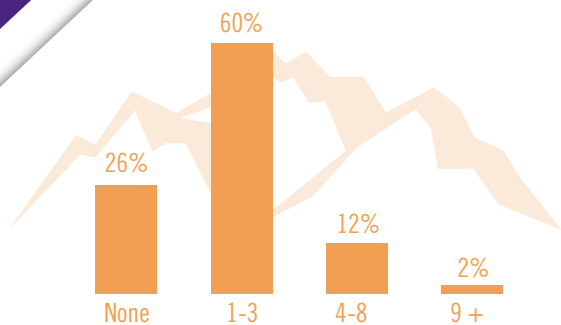
SURVEY

Fall 2022 Results

370

Students completed the survey

HOW MANY WSU events do you attend a month?



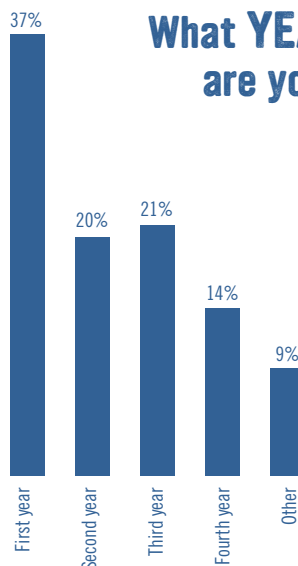
GENDER



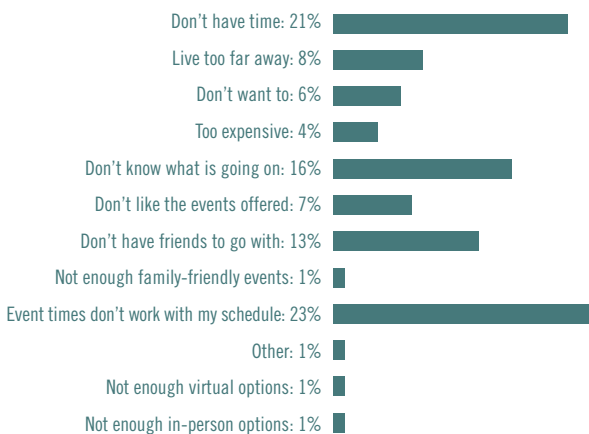
AGE

- 46+: 2%
- 36-45: 2%
- 28-35: 7%
- 23-27: 16%
- 18-22: 73%

What YEAR are you?



Why do you NOT attend events?



Do you feel like you know WHAT IS GOING ON around campus?

- Kind of
- Yes
- No

119

217

34

Do you prefer IN-PERSON or VIRTUAL events?



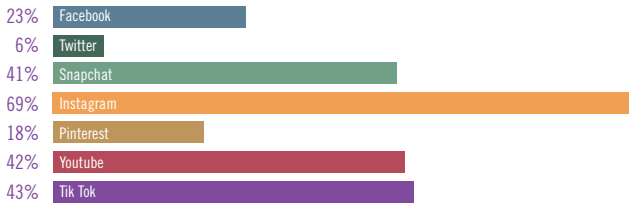
- 61% All in-person
- 34% Mix
- 2% All virtual
- 3% Don't participate



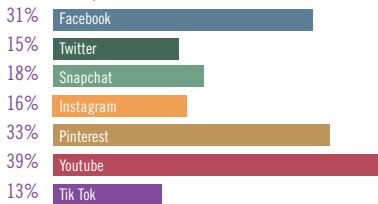
WEBER STATE UNIVERSITY
Student Affairs Marketing

Which of the following social media platforms do you have?

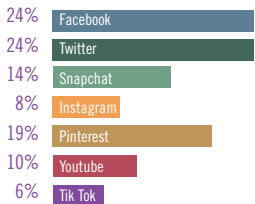
YES; FREQUENT USE



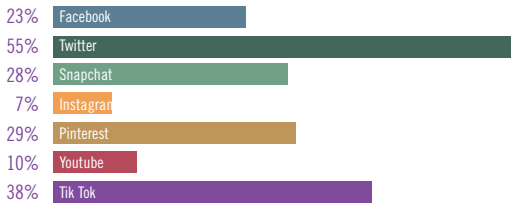
YES; SOMETIMES USE



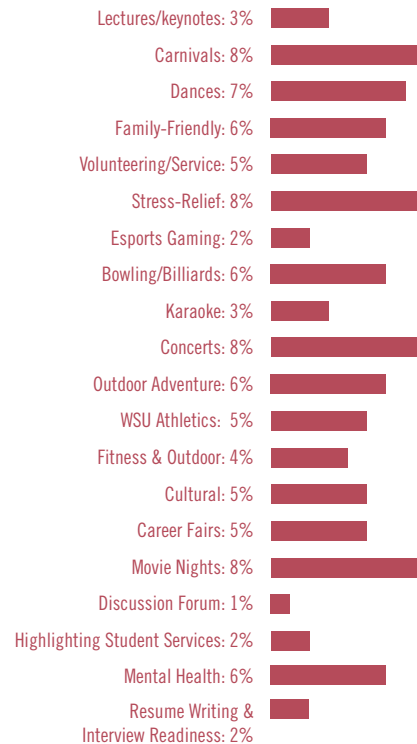
YES; DO NOT USE



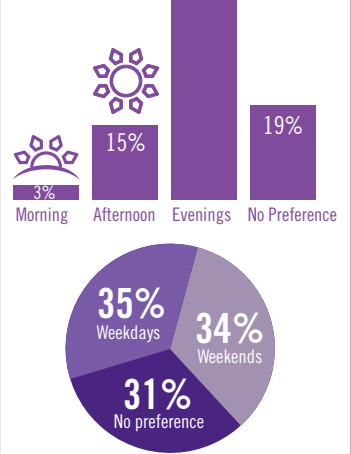
NO



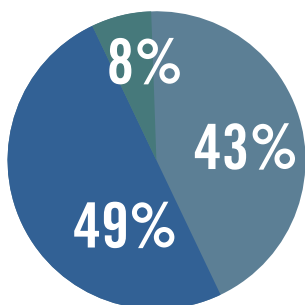
What TYPE OF EVENTS would interest you?



WHEN do you prefer events?



On Instagram and Facebook, which TYPE OF CONTENT do you prefer to see/engage with?



- Stories
- News feed posts
- Don't use

How do you want to be COMMUNICATED with?

